

LAUFEN PRO S


Medium cabinet, 1 door, right hinged, 2 glass shelves



DIMENSIONS

Length	350 mm
Width	335 mm
Height	1000 mm

COLOUR AND FINISH

 423 Wenge

SPECIFICATION TEXT

Medium cabinet, door hinges left, body/front – MDF board with PVC foil, integrated handle in the front, 1 door, 2 glass shelves (adjustable)

MOUNTING ACCESSORIES INCLUDED

Installation set for furniture, order no. 496640, 494012

MOUNTING ACCESSORIES EXCLUDED

Feet (2 pieces), aluminium, height X / order no. for combination with vanity units Laufen Pro: 165 mm / 483091, 279 mm / 483093, 345 mm / 483103. Feet (2 pieces), aluminium, height X / order no. for combination with vanity units Laufen Pro S: 215 mm / 483104, 244 mm / 483100, 417 mm / 483101, 440 mm / 483102

Adjustable legs

Furniture configuration : Doors

Net weight (kg) : 23.8

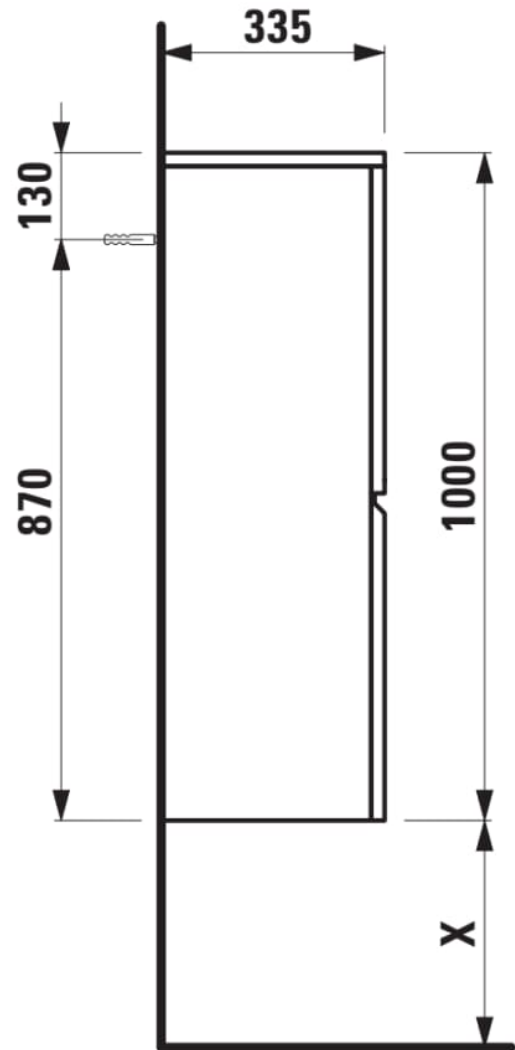
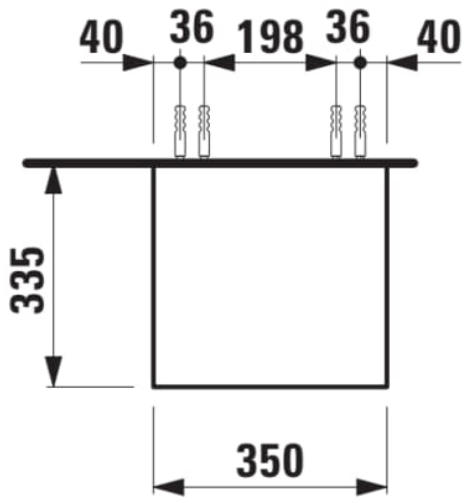
Door type : Hinged

Installation type : Wall-hung

Doors and drawers combination : 1 door

Legs compatibles : 2 Legs

TECHNICAL DRAWINGS



X = The exact height must be set during installation.

COMPATIBLE WITH



Set of adjustable feet (2 pieces), height 245 mm, anodized aluminum surface

H4831000960041



Set of adjustable feet (2 pieces), height 415 mm, anodized aluminium surface

H4831010960041



Set of adjustable feet (2 pieces), height 440 mm, anodized aluminum surface

H4831020960041



Set of adjustable feet (2 pieces), height 165 mm, anodized aluminium surface

H4830910950041



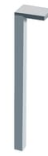
Set of adjustable feet (2 pieces), height 280 mm, anodized aluminium surface

H4830930950041



Set of adjustable feet (2 pieces), height 345 mm, anodized aluminium surface

H4831030960041



Set of adjustable feet (2 pieces), height 215 mm, anodized aluminium surface

H4831040960041



LAUFEN PRO S

LAUFEN pro S is the new member of the successful LAUFEN pro series. Thanks to the delicate redesign, the elegant pro S is compatible with all pro variants.

